

GARRETT PUBLIC LIBRARY

ANNUAL REPORT

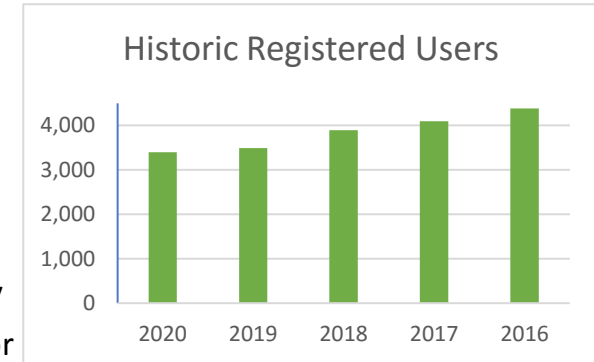
2020



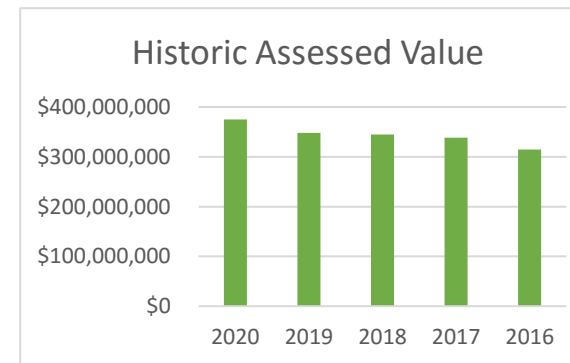
2020 posed unique challenges to how the library provided services to the community. Our goal in 2020 was to serve our community the best we could by innovating our programming and adjusting our traditional services while keeping the community and the staff as safe as possible. We optimistically look forward to 2021 and beyond, when we will be able to provide traditional services and continue to serve patrons in the ways that we have experimented with during the past year. In late 2020, in a partnership with GKB-CSD, we expanded access to our electronic collection to local students through the school library. While this had a small impact on our electronic circulation in 2020, we are confident that this will be a valuable addition for our local students and teachers that should lead to increased use and demand for that collection in the coming year. Thank you for all your support as we continue to work to serve you with the information, media, and programming you desire.

USERS

The library serves most of the property owners in the City of Garrett, Keyser Township, and Butler Township. As of the 2010 census, that number was 9,175 individuals. The state requires the library to purge inactive accounts from its system every year, and only accounts that have a balance or have used the library in the last three years are permitted to remain. In 2020 the library had 3,398 registered users.



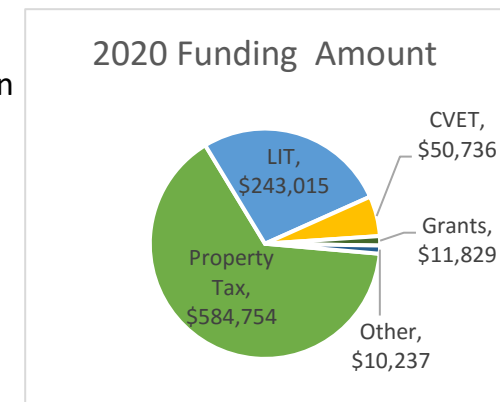
FUNDING



The library receives most of its funds through property taxes in its service area. The state calculates the total value of the property in our service area and they designate it the Assessed Value. For each property, property taxes are shared with local government entities. The Assessed Value of the library's service area for 2020 was \$375,206,706. The

library received \$584,754 with a tax rate of about 0.16% for the operating fund.

Property tax money accounts for about 65% of received funds. The library also received \$243,015 in local income tax money. This accounts for about 27% of received funds. The remaining 8% of funds includes Commercial Vehicle Excise Tax, Grants, Gifts, Fines and Fees, and interest on funds in the bank.

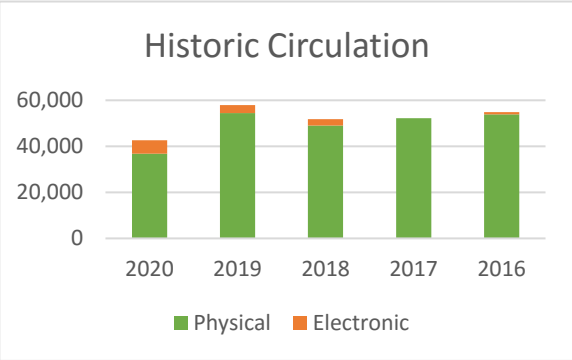


COLLECTION DEVELOPMENT

The state requires libraries to spend at least 8% of their operating budget on new material for their physical or digital collections. This year the library purchased \$64,787, or about 8.5% of our operating budget, on new material for the community. These items include books, magazines, audio books, music, electronic databases, and eBooks, to name a few.

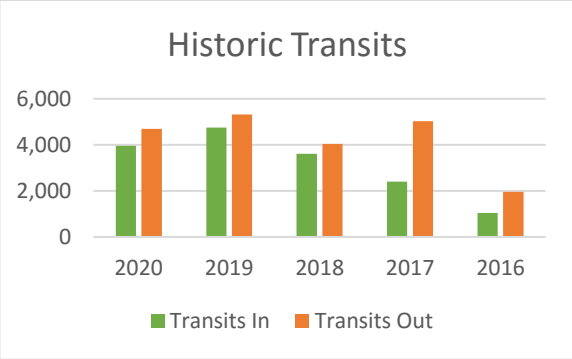
CIRCULATION

In 2020, the library circulated 36,788 physical items and 5,799 electronic items. On average, that means that each registered account borrowed about 1 item each month.



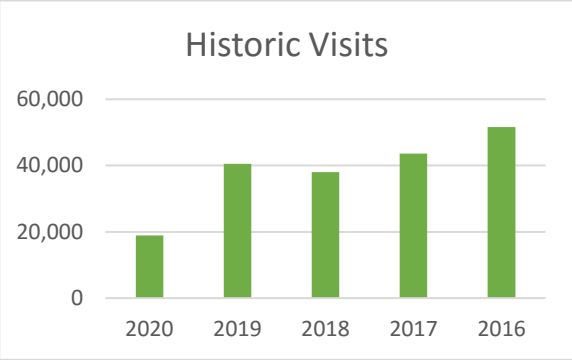
Being a member of Evergreen Indiana benefits our community in several ways, one of which is the opportunity to borrow materials from other member libraries. This provides the library access to materials that are more niche, expensive, or obscure, that we would otherwise be unable to afford or store. In 2020, the library received 3,965 items from other libraries that we provided

to the community for checkout. Not only are we able to borrow materials from other Evergreen Indiana libraries, we and are also able to share our collection in return. In 2020, we shared 4,806 items to other libraries.



VISITORS

In 2020 the library saw about 18,900 visits to the library. While this number is significantly less than previous years, we were glad to be provide access to those who needed us. While all of those visits to the library may not have equaled checkouts of materials, visits provide other benefits, including access to Wi-Fi, computers, meeting space, and a comfortable environment for gathering, studying, warming up or cooling off, or attending programming.



PROGRAMMING

While programming may have been significantly limited in 2020, the library worked to provide the community with programming in a different way. Programming includes visiting displays, virtual programming, take-and-makes, off-site programming, and in-person programming. In 2020 the library offered the following: 172 in person programs, 30 off site programs, and 150 virtual programs. The library also provided access to rooms for individuals, groups, organizations, and businesses. The community used our rooms 425 times for their own reasons. We are pleased to provide the space for people to study, organize, and meet.

